

Sandy Hook Angels

Here is a suggestion for a quilt to be made to honor the 26 Sandy Hook angels. It features an open center which measures 36-1/2" x 42-1/2" (unfinished), perfect for a panel or a large scale fabric, an appliquéd motif or a redwork design. The graphic in this example was inspired by a coloring book.

The border consists of 26 stars, made from Quarter Square Triangles (QSTs) with a Half Square Triangle (HST) in the corners.

A 1/4 inch seam allowance is assumed.
WOF means Width of Fabric, usually 40".



Fabric Requirements:

(excludes center motif)

2/3 yard Yellow

(6) strips 3-1/2" wide by the WOF. From these strips, cut (52) 3-1/2" x 3-1/2" squares for the QSTs

1/4 yard Green

(1) strip 7-1/2" wide by the WOF. Cut this into (2) 7" x 7" squares. Cut the remainder of this strip into (3) 2-1/2" strips. From those strips cut (26) 2-1/2" x 2-1/2" squares for the center of the stars.

1/2 yard Red

(6) strips 2-1/2" wide by the WOF, sewn end to end for the binding. Miter this join if you prefer.

1-1/4 yard White

(7) strips 2-1/2" wide by the WOF. From these strips, cut (104) 2-1/2" x 2-1/2" squares for the corner of the stars.

(1) strip 7-1/2" wide by the WOF. From this strip, cut (2) 7" x 7" squares. Cut the remainder of this strip into (2) 3-1/2" strips. From those strips cut (12) 3-1/2" x 3-1/2" squares for the QSTs.


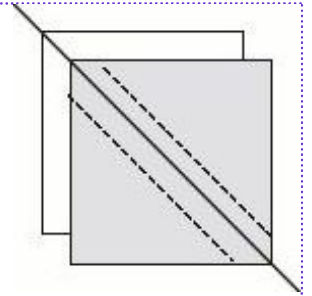
(4) strips 3-1/2" wide by the WOF. From these strips, cut (40) 3-1/2" x 3-1/2" squares for the QSTs

Copyright waived. Please feel free to print and share.

Making the HSTs and QSTs



Place a 7" x 7" Green square and a 7" x 7" White square right sides together. Draw a diagonal line on the back of the one square. Sew $\frac{1}{4}$ " on both sides of this line. Cut on the line. Press to the Green. Square up to 6- $\frac{1}{2}$ ". Repeat to make (4) HSTs like the one to the left for the four corners.



Using this same method, make (104) HSTs with the (52) 3- $\frac{1}{2}$ " x 3- $\frac{1}{2}$ " Yellow squares and the (52) 3- $\frac{1}{2}$ " x 3- $\frac{1}{2}$ " White squares. DO NOT square up. Place these HSTs right sides together, alternating the Yellow side. Draw a line on the diagonal, crossing the seam. Sew $\frac{1}{4}$ " on both sides of this line. Cut on the line and press. Square up to 2- $\frac{1}{2}$ ". Repeat to make (104) QSTs for the stars.

Assemble

- (104) Yellow and White QSTs
- (104) 2- $\frac{1}{2}$ " x 2- $\frac{1}{2}$ " White squares
- (26) 2- $\frac{1}{2}$ " x 2- $\frac{1}{2}$ " Green center squares

Sew (52) rows like Figure One. Press the seam to the outer square.



Figure 1




Figure 3

Sew 26 rows like Figure Two. Press the seam to the center square. Sew the rows as shown by Figure Three.

Press and square up the block to 6- $\frac{1}{2}$ " if necessary.



Figure 2

Copyright waived. Please feel free to print and share.

Sew (7) Angel Stars end to end, making a string of stars 42- $\frac{1}{2}$ " long. Repeat. These are your side borders. Matching the middle of your string of Angel Stars with the middle of the Center Motif, sew these on to both sides of your quilt top. Ease to fit if necessary. Press to the border stars.

Sew (6) Angel Stars end to end, making a string of stars 36- $\frac{1}{2}$ " long. Repeat. These are your top and bottom borders. Sew a HST block on to both ends of this string, as shown in Figure 4.

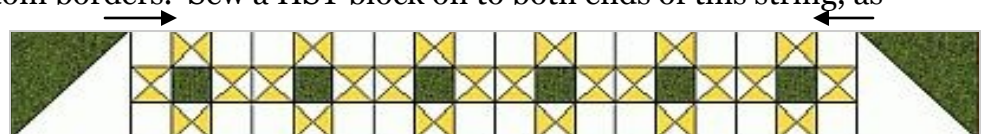


Figure 4

Matching the middle of your string of Angel Stars with the middle of the Center Motif, sew these on to the top and bottom of your quilt top. Ease to fit if necessary. Press. You are done! Quilt as desired. Don't forget to add a label!



Here are the names of the angel stars:

Allison N. Wyatt	Charlotte Bacon	Grace Audrey McDonnell	Lauren Gabrielle Rousseau
Ana Marquez-Greene	Chase Kowalski	Jack Pinto	Madeleine Hsu
Anne Marie Murphy	Daniel Barden	James Mattioli	Mary Sherlach
Avielle Richman	Dawn Hochsprung	Jesse Lewis	Noah Pozner
Benjamin Wheeler	Dylan Hockley	Jessica Rekos	Olivia Engel
Caroline Previdi	Emilie Parker	Josephine Gay	Rachel D'avino
Catherine Hubbard			Victoria Soto